

Plone and Blackboard

Eric Carty-Fickes, Developer
Northwestern University
Academic Technologies
ericcf@northwestern.edu

Motivation

- We have media tools integrated into Plone
- Northwestern is invested in Blackboard as its CMS
- Instructors want to use blogs, wikis, and existing content

Applications: NUWiki

The screenshot shows a web browser window titled "Blackboard Academic Suite" with the URL <https://courses.northwestern.edu/webapps/portal/frameset.jsp?tab=course>. The page features the Northwestern University logo and navigation links for Home, Help, and Logout. Below the navigation is a purple header with "Course Management System Home" and "Courses" tabs. The main content area displays the "nu wiki BETA" logo and a navigation bar with "View", "Edit", "History", and "Discuss" buttons. The page title is "Getting Started" and the main heading is "Adding a New Page to NU Wiki". The text explains that there are two ways to add new pages to NU Wiki:

1. In the "Tools" section, on the right side of the window, click the "Add Wiki Page" link. This will create a new page for you to edit. Type your text in the text box and click "Save" to create the page.
2. When you are editing an existing page, you can type double brackets around a word or phrase to link to another page. If the

On the right side, there is a "Contents" table of contents with the following items:

1. [Adding a New Page to NU Wiki](#)
2. [How do I link to another page in NU Wiki](#)
3. [How do I revert to a previous version of a page](#)
4. [How do I delete a page](#)

On the left side, there is a "NUWIKI" sidebar with a "Tools" section containing the following items:

- Course Map
- Control Panel
- Refresh
- Detail View

Case Studies: NUWiki

Course: Advanced Screenwriting

How was it used?

- As a workspace for team projects
- By individuals going through the writing process
- To make the process transparent
- For peer feedback

Feedback:

- More real time collaboration desired
- Hesitancy about complete transparency

Applications: NUBlog

Blackboard Academic Suite

https://courses.northwestern.edu/webapps/portal/frameset.jsp?tab=courses&url=/bin/com

Northwestern University

Home Help Logout

Course Management System Home Courses

nUBLOG 1.1

entries settings category listing drafts

Eric's weblog

RSS

There are no entries.
by Eric Carty Fickes — last modified 2008-02-11 08:04

Tools

- Communication
- Course Tools

Case Studies: NUBlog

Course: Intermediate Composition

How was it used?

- As a writing evaluation tool
- To provide an informal environment for the writing process
- To create a portfolio

Case Studies: NUBlog

How did the professor benefit?

- She could observe the process, not just the result
- She was able to review reading responses before class

How did the students benefit?

- They could easily give and receive feedback via discussion threads, even when language was a barrier
- Blogging is part of their vernacular, so it lent familiarity
-

Case Studies: Brave New Worlds

Course Summary: An examination of the attempts to better society within the context of northern European Renaissance, the Enlightenment in Europe and America, and the Technological Revolution in Britain and the United States.

How was Plone used?

- Course materials could be collected and organized first
- The instructors managed their own content
- Students organized their own reactions and feedback

Case Studies: Brave New Worlds

KAPLAN HUMANITIES SCHOLARS PROGRAM

BRAVE NEW WORLDS

SUPPORTED BY ACADE

[home](#)

[notebooks](#)

[named images](#)

[groups](#)

you are here: [home](#) → [notebooks](#)

[contents](#)

[view](#)

[edit](#)

[properties](#)

[sharing](#)

navigation

[Home](#)

[Notebooks](#)

[Week 1 - Humanism](#)

[Week 2 - Expansion](#)

[Week 3 - Slavery](#)

[Week 4 -
Seventeenth-century
Revolutions](#)

[Week 5 - Liberty,
Equality, Fraternity](#)

[Week 6 - American
Exceptionalism](#)

Notebooks



Week 1 - Humanism (11)



Week 2 - Expansion (17)



Week 3 - Slavery (14)



Case Studies: Brave New Worlds

actions ▼ add to folder ▼ state: public draft ▼

Ambrosius Holbein, "Map of Utopia" (1518)




by [admin](#) — last modified 2007-08-15 07:16

Description:

Extended Description:

Ambrosius Holbein was the less-famous brother of Hans Holbein, who painted many of the 16th-century portraits and engraved many of the woodcuts we're examining in this course. This image was printed with the 1518 edition of *Utopia*. The first edition, printed in 1516, included a [different map](#) that depicted the island similarly, though in less detail.

Why might the author and humanist fans of *Utopia* have been invested in maps of this imaginary place? What features of the island does this map emphasize? How might this image have worked in concert with the text of *Utopia* to affect the original sixteenth-century readers?



Instructor Concerns/Feedback

Appropriateness of student contributions, discussions

- Result: Not an issue so far

Plagiarism or "lifting" from classmates

- Result: Not an issue

Student response

- Result: Almost entirely positive

Quality of work submitted

- Result: Same level as seen in other contexts

How it Works: Blackboard

Admin setup


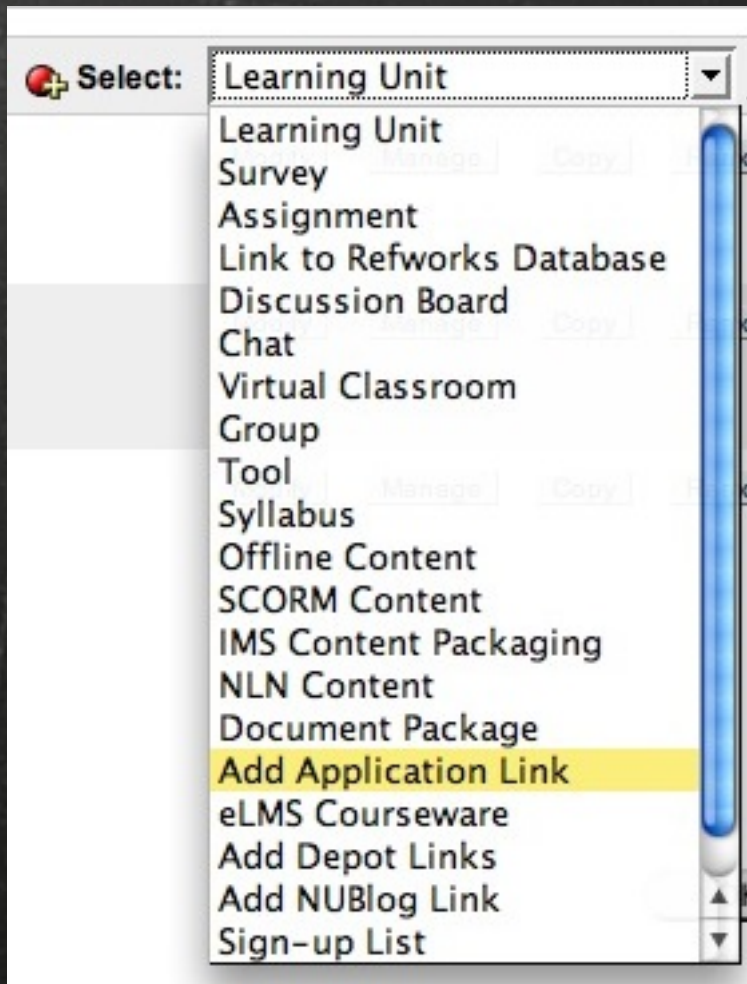
Option 1: Add
Link Maker
Building Block

Option 2: Add
Application-
Specific BB

Instructor Configuration

Add Links to
Courses

How it Works: Blackboard


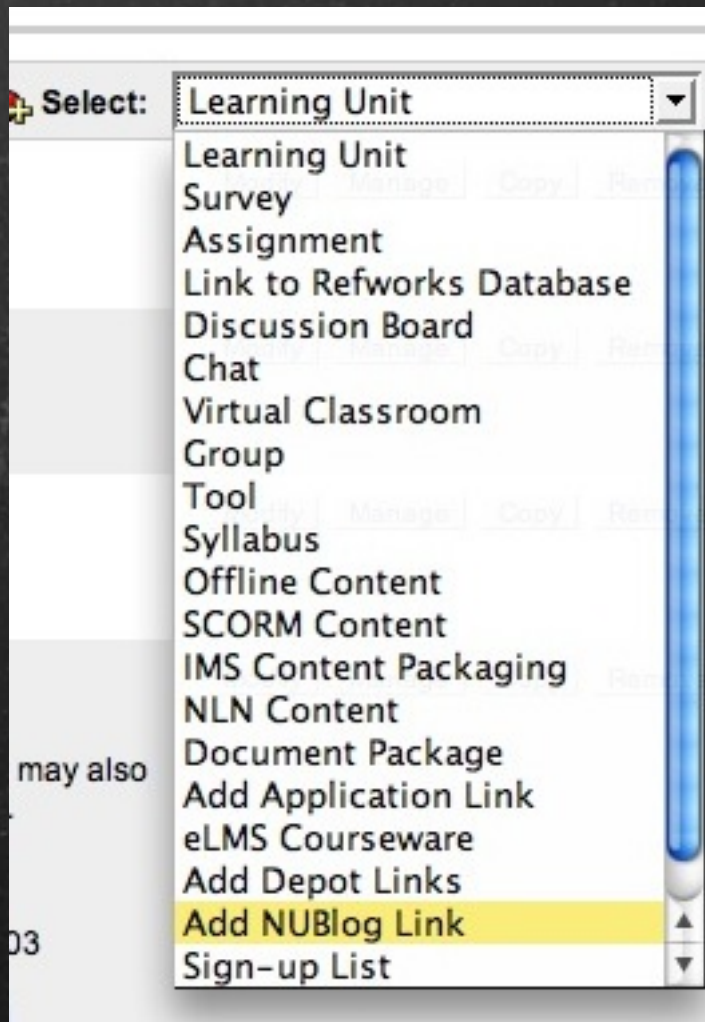


A screenshot of the "Add Application Link" configuration form. The form is divided into four numbered sections:

- 1 Enter your access information:**
Access Password
- 2 Enter application's information:**
Application Title
Application URL
Link Text
Available Yes No
- 3 Choose the security level required:**
Security Low Medium High
- 4 Submit**
Click **Submit** to finish. Click **Cancel** to quit.

Admin Setup for Link Maker

How it Works: Blackboard



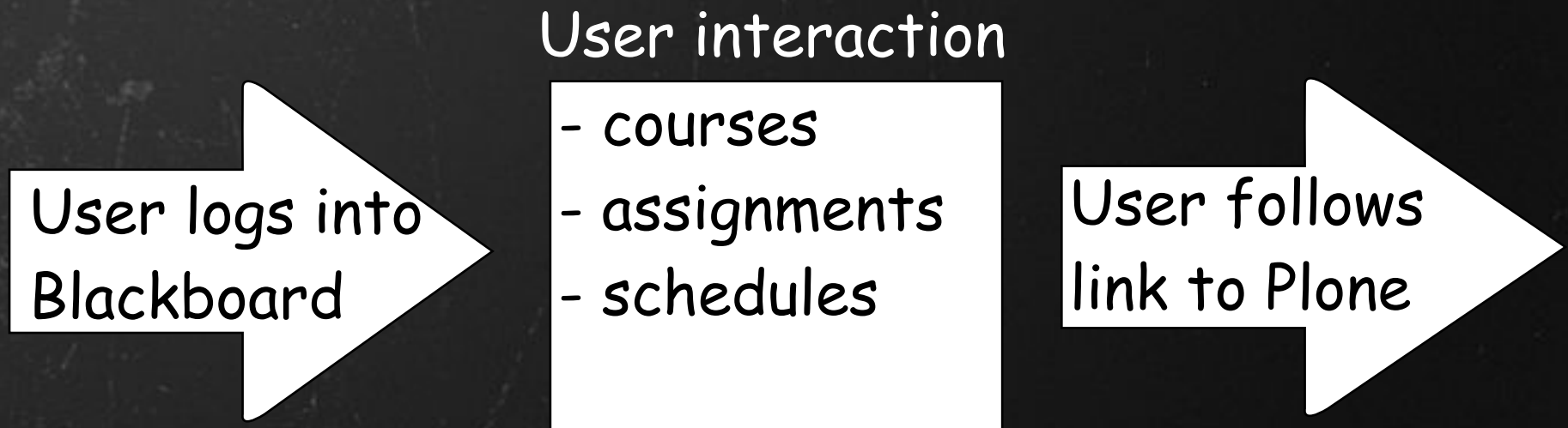
A screenshot of a form titled "Enter link's information:". The form contains the following fields:

Content Item's Title	NUBlog
Application URL	http://nublog.northwestern.edu
Link Text	Click here to access NUBlog
Available	<input checked="" type="radio"/> Yes <input type="radio"/> No

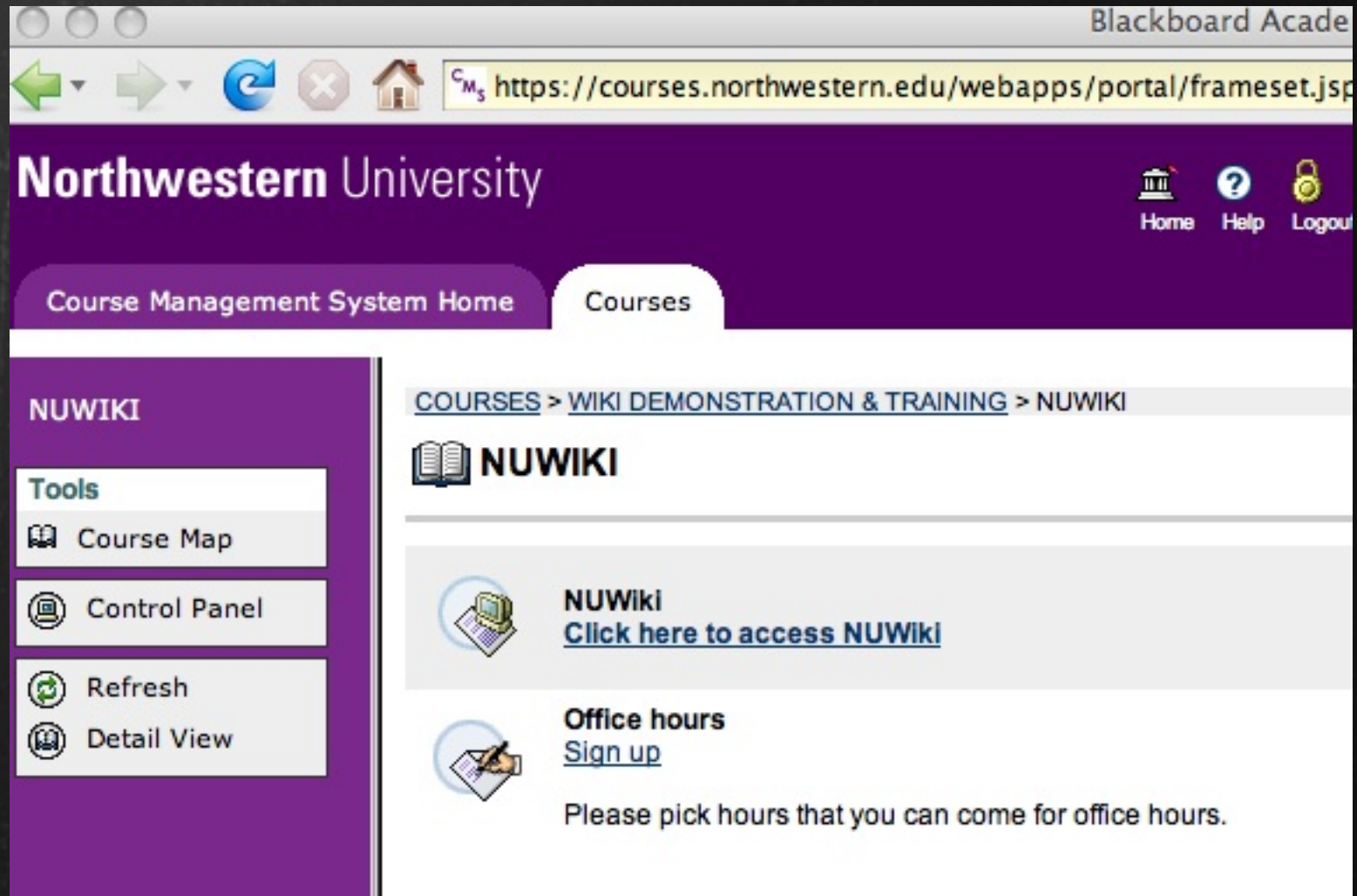
Below the form is a section titled "Submit" with the instruction: "Click **Submit** to finish. Click **Cancel** to quit." A "Cancel" button is visible at the bottom right.

Instructor Setup for Application Link

How it Works: Blackboard



How it Works: Blackboard



Blackboard Academic Portal

https://courses.northwestern.edu/webapps/portal/frameset.jsp

Northwestern University

Home Help Logout


Course Management System Home Courses


NUWIKI


Tools

- Course Map
- Control Panel
- Refresh
- Detail View

COURSES > WIKI DEMONSTRATION & TRAINING > NUWIKI

 **NUWIKI**

 **NUWiki**
[Click here to access NUWiki](#)

 **Office hours**
[Sign up](#)

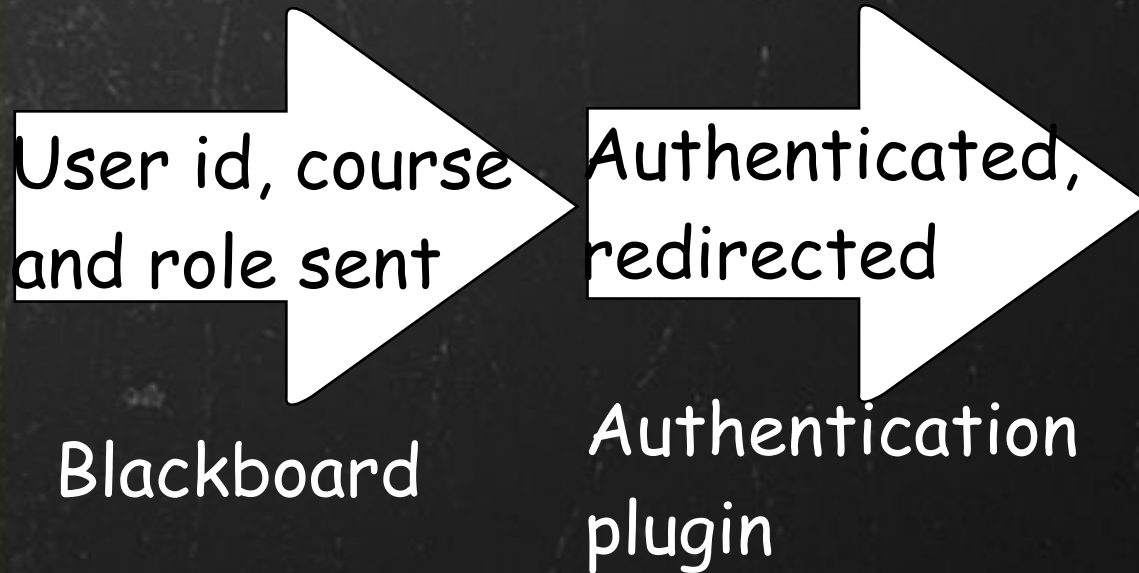
Please pick hours that you can come for office hours.

How it Works: The URL

- user id
- user name
- course id
- role in course
- digest

How it Works: Plone

User interaction



- personal folder
- class workspace
- wiki/blog/etc.

How it Works: Plone

Authentication Plugin:

1. Adds user to Plone
2. Adds user to class (e.g. ENG_101) group
3. Notifies applications via Event

Target Application:

1. Creates user-specific folders or content
2. Sets permissions and local roles on content
3. Redirects user to appropriate location

How it Works: Security

- Passwords do not change hands
- Encryption is time-based
- Course and user role are passed within the token

Questions?

Thank You.

Eric Carty-Fickes
ericcf@northwestern.edu